

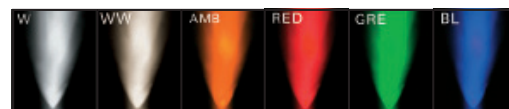


1W LED Spike Light

The 1W LED spike light is a stylish landscape fitting suitable for path and landscape lighting applications.

Made from 316 marine grade stainless steel, it can be used in even the most extreme environments without compromising quality.

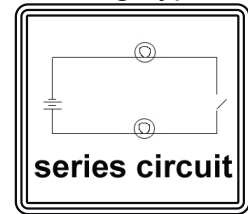
Available Colours



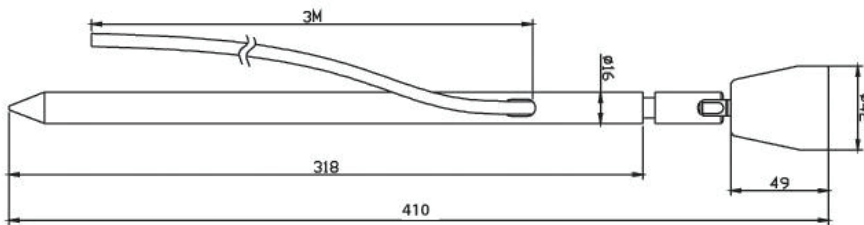
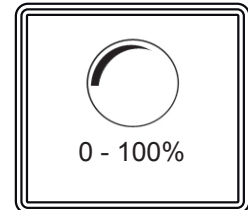
Technical Specifications

Product Description	1Watt LED Spike Light
Height	520mm
Width	42mm
LED Quantity	1 x CREE LED's
IP Rating	IP 65
Supply Current	350mA
Power Consumption	1W
Beam Angle	45°
Connection Type	Series
LED LifeSpan	50,000 hours
Dimmable	Yes
Lumen Output	100

Wiring Type



Dimming



IP Rating
IP65

Input
350mA

Power
1W

Beam
45°

LED's
CREE

Product Code

Cool White	LED-SL-131-W
Warm White	LED-SL-131-WW
Amber	LED-SL-131-Y
Red	LED-SL-131-R
Green	LED-SL-131-G
Blue	LED-SL-131-B