




# 100mm Square LED Tile

Our LED Tiles are a high quality landscape fixture designed for in-ground lighting applications, such as driveways, pathways, flooring and wall lighting.

It features a strong 316 stainless steel construction with 5mm toughened glass making it suitable for both commercial and residential lighting applications.

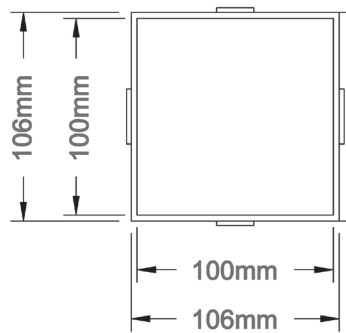
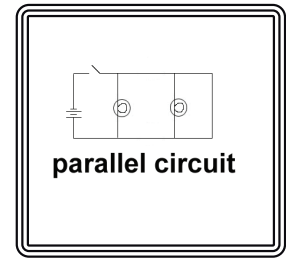
## Available Colours



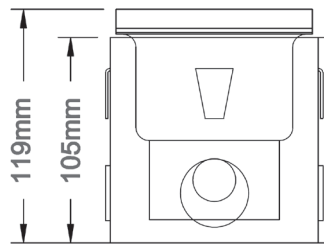
# Technical Specifications

Product Name	100mm Square LED Tile
Height	92mm
Length	100mm
Width	100mm
IP Rating	IP67
Supply Voltage	24VDC
Power Consumption	1.3W
Beam	Dispersive, Frosted tempered glass
LED Lifespan	50,000 hours
Dimmable	Yes
Load Rating	UP TO 1000 PSI WITH TOTAL LOAD NOT TO EXCEED 3000 POUNDS PER TILE
SLIP RESISTANCE CO-EFFICIENT OF FRICTION:	0.75 DRY, 0.71 WET

## Wiring Type



TOP VIEW



SIDE VIEW

**IP Rating**  
IP67

**Input**  
24V

**Power**  
1.3W

**Beam**  
Dispersive

## Product Code

Cool White	LED-IGSQR100-W
Warm White	LED-IGSQR100-WW
Amber	LED-IGSQR100-A
Red	LED-IGSQR100-R
Green	LED-IGSQR100-G
Blue	LED-IGSQR100-B
RGB	LED-IGSQR100-RGB