




In-Ground Linear LED Illuminated Tile 500mm

Our LED Tiles are a high quality landscape fixture designed for in-ground lighting applications, such as driveways, pathways, flooring and wall lighting.

It features a strong 316 stainless steel construction with 5mm toughened glass making it suitable for both commercial and residential lighting applications.

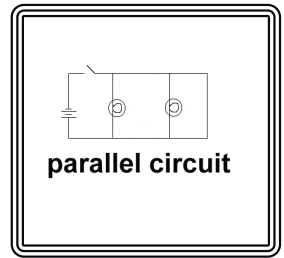
Available Colours




Technical Specifications

Product Name	In-Ground Linear LED Illuminated Tile 500mm
Height	92mm
Length	500mm
Width	55mm
LED Quantity	120
IP Rating	IP67
Supply Voltage	24VDC
Power Consumption	10W
Beam	Dispersive, Frosted tempered glass
LED Lifespan	50,000 hours
Dimmable	Yes
Load Rating	UP TO 1000 PSI WITH TOTAL LOAD NOT TO EXCEED 3000 POUNDS PER TILE
SLIP RESISTANCE CO-EFFICIENT OF FRICTION:	0.75 DRY, 0.71 WET

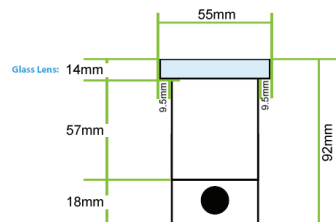
Wiring Type



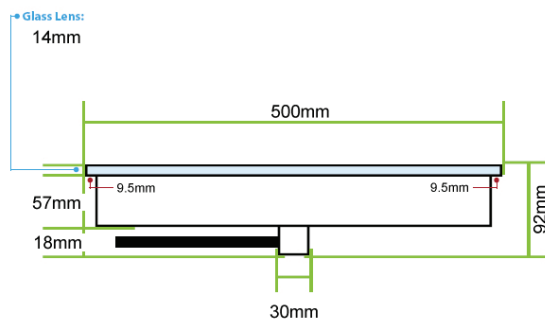
TOP VIEW



END VIEW



SIDE VIEW



IP Rating
IP67

Input
24V

Power
10W

Beam
Dispersive

Product Code

Cool White	LED-IGLIN500-W
Warm White	LED-IGLIN500-WW
Amber	LED-IGLIN500-Y
Red	LED-IGLIN500-R
Green	LED-IGLIN500-G
Blue	LED-IGLIN500-B
RGB	LED-IGLIN500-RGB